



WHY WAIT?



BEGIN TO PLAN



TODAY!

CLEARFIELD COUNTY PLANNING *Established November 23, 1962*

Department - Professionally staffed
Commission - 9 member citizen body

Meetings:

3rd Monday of each month at 7:30 PM
at the Clearfield County Planning
Department office at
209 E. Locust Street, Clearfield, PA

Contact: Jodi McCluskey, Director
209 E. Locust Street
Clearfield, PA 16830
ccp@clearfieldco.org
(814) 765-2641, Ext. 1509
FAX: (814) 765-7509




Mission Statement:

To provide appropriate planning services and to develop leadership so that all Clearfield County municipalities can begin to plan for their future.

Serving Clearfield County for over 40 years

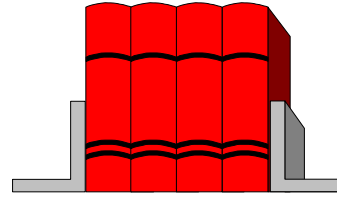
20 Clues To Rural Community Survival



Does your community have what it takes to remain a vibrant, healthy community for years to come?


Rural communities with a future tend to exhibit the following 20 signs:

1. Evidence of community **pride**.
2. Emphasis on **quality** in business and community life.
3. Willingness to invest in the **future**.
4. **Cooperative** community spirit.



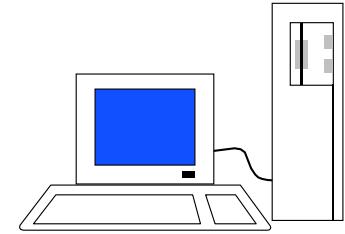
5. **Participatory** approach to community decision-making.
6. **Realistic** appraisal of future opportunities.
7. Awareness of **competitive** positioning.
8. Knowledge of the **physical environment**.
9. **Active** economic development program.
10. Deliberate transition of power to a **younger** generation of leaders.
11. Acceptance of **women** in leadership roles.

12. Strong belief in and support for **education**.
13. Problem solving approach to providing **health care**.
14. Strong multi-generational **family** orientation.



15. Strong presence of **traditional institutions** that are integral to community life.

16. Attention to and well-maintained **infrastructure**.
17. Careful use of fiscal **resources**.



18. Sophisticated use of **information** resources.
19. **Willingness** to seek help from the outside.
20. **Conviction** that, in the long run, you have to do it yourself.

These 20 Clues are taken from the Heartland Center for leadership Development's "Clues to Rural Community Survival," a research report profiling healthy midwestern communities.